



FIRE TRUCK TRAINING CONFERENCE

THE BEST TECHS NEVER STOP TRAINING

**SEPTEMBER 21-26, 2025
LANSING CENTER | LANSING, MI**

AGENDA BOOKLET



FTTC: THE BEST TECHNICIANS NEVER STOP TRAINING

What is FTTC?

Founded in 1994, the Fire Truck Training Conference is the industry’s leading Emergency Vehicle Technician training and testing event. Our core aim is to enhance your expertise and knowledge, empowering you to ensure that fire trucks and ambulances remain reliable and responsive, safeguarding your communities.

Why you should attend FTTC.

- Four days of training with over 50 unique classes
- Comprehensive, hands-on educational sessions delivered by industry experts
- Two opportunities for EVT testing
- Learn the latest technology and techniques for repairing fire trucks and ambulances
- Strengthen reputation and improve customer satisfaction
- Develop and grow a network of industry resources
- Connect with suppliers one-on-one during the exhibitors reception

Conference Registration

- **\$1,000 Early Registration:** May 1 – June 30
- **\$1,100 General Registration:** July 1 – August 15
- **\$1,450 Late Registration:** August 16 – September 6

Cancellation Policy: All cancellation requests must be made in writing and sent to fttc@revfiregroup.com. A 100% refund will be granted when the cancellation request is received by July 25, 2025. A 50% refund will be granted if the request is received between July 26 and September 12, 2025. No refunds will be granted if the request is received after September 12, 2025.

DRESS CODE

The dress code is comfortable and casual for the classroom.

Hotel & Transportation Information

All rooms must be booked directly with the hotel of your choice by September 12, 2025. You’ll find a comprehensive list of lodging with special rates and a convenient map to help you decide the best hotel to fit your needs.

BOOK YOUR HOTEL >> www.lansing.org/fttc

PARKING INFORMATION

If you drive to the conference, you have the option of city ramp parking at the hotel (please contact the Radisson Hotel for current rates) or city parking lots at \$15 per day. There will

SEPTEMBER 21–26, 2025

Lansing Center
333 E Michigan Ave, Lansing, MI 48933

also be parking available below the Lansing Center for \$10 per day. All rates are subject to change. All hotels in Delta Township offer free parking.

Week at a glance:

SUNDAY, SEPTEMBER 21, 2025	
10:00 a.m. - 7:30 p.m.	Event Registration
11:00 a.m.	EVT Test Registration Opens
12:00 p.m. - 4:00 p.m.	EVT Testing (no breaks)
5:30 p.m. - 7:30 p.m.	Mix and Mingle Hors D’oeuvres and Cash Bar
MONDAY, SEPTEMBER 22, 2025	
6:30 a.m. - 8:00 a.m.	Event Registration Breakfast Starts at 7:00 a.m.
8:00 a.m.	Classes
12:00 p.m.	Lunch
5:30 p.m.	National Anthem (US & Canada) Welcome Dinner
6:15 p.m.	Keynote Speaker
TUESDAY, SEPTEMBER 23, 2025	
7-8:00 a.m.	Breakfast
8:00 a.m.	Classes
12:00 p.m.	Lunch
5:00 p.m. - 8:00 p.m.	Exhibitor Reception
WEDNESDAY, SEPTEMBER 24, 2025	
7-8:00 a.m.	Breakfast
8:00 a.m.	Classes
12:00 p.m.	Lunch
6:30 p.m.	Awards Dinner Keynote Speaker
THURSDAY, SEPTEMBER 25, 2025	
7-8:00 a.m.	Breakfast
8:00 a.m.	Classes
12:00 p.m.	Lunch
FRIDAY, SEPTEMBER 26, 2025	
7-8:30 a.m.	EVT Test Registration Breakfast
8:30 a.m.- 12:30 p.m.	EVT Testing

*Agenda subject to change.

Exhibitor Reception

Supplier partner exhibits will be featured during a new Exhibitor Event in Hall C from 5:00 to 8:00 p.m. on Tuesday, September 23, 2025. Some vendors/suppliers will also be available during meals and breaks to network with and answer questions.

Conference Registration

Registration begins May 1, 2025!

SCAN THE
CODE TO REGISTER!



OR VISIT THE WEBSITE
[FIRETRUCKTRAINING.COM](https://www.firetrucktraining.com)



Questions?

For questions regarding registration and class selection, please contact the following:

Wade Nichols, Spartan Fire Chassis
517.588.4158
wade.nichols@revfiregroup.com

John Merrifield, Spartan Fire Chassis
517.588.4173
john.merrifield@revfiregroup.com

For questions regarding sponsorship opportunities or the Exhibitor Reception, please contact:

Stephen Carleton, Director of Customer Support and Training,
Spartan Fire Chassis
517.588.4100
FTTC@revfiregroup.com

****NO EVENT or TEST WALK-IN REGISTRATIONS**** will be accepted.

Event registration must be completed online by September 6, 2025.

EVT test registration must be received at the EVT office at least 21 days before the exam date. Confirmation of exam registration will be mailed to you within a week after it is received by the EVT office.

EVT Test Registration & Prep

*****Attention Fire Truck Training Conference attendees planning to take EVT certification tests on Sunday, September 21, and/or Friday, September 26.*****

Please be aware that EVT testing is an ****ADDITIONAL SEPARATE REGISTRATION AND COST**** and is ****NOT INCLUDED**** in the price of the event.

To register for EVT tests, you ****MUST**** preregister online through the EVT Certification Commission at <https://www.evtcc.org> or download and complete the EVT Examination Registration Form, include payment, and mail or fax to the EVT Certification Commission.

****NO WALK-IN REGISTRATIONS**** will be accepted. Your registration must be received at the EVT office at least 21 days before the exam date. Confirmation of exam registration will be mailed to you within a week after it is received by the EVT office.

Do not miss the registration deadline! Register for your EVT tests no later than 21 days before the test dates.

To register for the tests:

- Pre-register online through the EVT Certification Commission at <https://www.evtcc.org>
- Or download and complete the EVT Examination Registration Form, include payment, and mail or fax to the EVT Certification Commission

EVT TEST REGISTRATION

[WWW.EVTC.C.ORG](https://www.evtcc.org)

TEST PREP & STUDY GUIDES

Preparation is very important to the successful completion of the EVT exams. To prepare for the exam, review the learning objectives and study the references listed, which can be downloaded by going to www.evtcc.org, then clicking the "Exams and Preparation" link.



CLASS DESCRIPTIONS

We are pleased to include the following educational classes, many of which are hands-on, during the 2025 Fire Truck Training Conference. Classes are broken down into three different levels, making it easier for participants to select the class most suitable for their educational desire. Please consider these levels when making class selections:

EVT | Level I

Designed for individuals such as the Operator, Engineer or Equipment Officers that want to learn basic operation and maintenance at an introductory level.

EVT | Level II

Designed for the Maintenance Technicians or people at the service repair level. Some classes are hands-on.

Master EVT | Level III

Designed for the Heavy Repair Technicians who are interested in receiving hands-on, in-depth, technical training.

Component Classes

Supplier led and designed to focus on and troubleshoot specific apparatus components.

EVT Test Objective Review

Prepare for your EVT test with these review classes.

EVT REVIEW COURSE STUDY GUIDES

It is highly recommended students have online access to or a printed copy of the NEW NFPA 1910 Standards book prior to attending class to successfully prepare for the exams.

PURCHASE NFPA 1900 & 1910

WWW.NFPA.ORG

EVT TEST LEARNING OBJECTIVES

WWW.EVTCC.ORG/EXAMS

LEVEL I COURSE DESCRIPTIONS

AIR BRAKE SYSTEMS FOR EVTS

Embark on an exciting journey into the world of fire truck air brake systems with our immersive Air Brake Systems for EVTs course. Students will explore the crucial principles, components, maintenance and troubleshooting techniques related to air brake systems on these formidable vehicles. Through hands-on exercises, technicians will engage with a fully functioning air system simulator as they master the skills needed to inspect, service and troubleshoot real-world air brake issues. Upon completion of this course, students will not only possess a solid foundation in fire truck air brake systems, but they will also acquire valuable skills that will improve their efficiency in the maintenance and repair of complex vehicles.

Presented by Spartan Fire, 4 hours, offered 4 times, limited to 18 students per session.

HEAVY TRUCK FOUNDATION BRAKING SYSTEMS & WHEEL END MAINTENANCE

Immerse yourself in the fascinating world of heavy truck foundation braking systems with this engaging, hands-on course, brought to you by Meritor's industry-leading training experts. In this learning experience, students will delve into the mechanics and technology behind Meritor's innovative braking solutions while acquiring valuable skills, practical knowledge and sought-after expertise. Through interactive exercises and real-world applications, you will gain insights into the essential components, principles and best practices for maintaining and troubleshooting these vital systems. Upon completion, you will be prepared to excel professionally, adeptly diagnosing and addressing braking system concerns, ensuring the safety and performance of heavy trucks on the road. Participants will also learn valuable wheel end problem-solving tips related to diagnosis of premature failures, component inspection, recommended service, proper reassembly, critical bearing adjustments and the use of various lubricants in the correct amounts. Do not miss this opportunity to enhance your skill set with the knowledge that drives success—enroll today!

Presented by Meritor, 4 hours, offered 4 times, limited to 20 students per session.

HENDRICKSON STEERTEK SUSPENSION SYSTEMS

Looking to enhance your knowledge and skills in maintaining Hendrickson's Steertek NXT high-capacity steer axle system for fire and rescue vehicles? Look no further than this hands-on course focused on Hendrickson Steertek steer axle systems. In this comprehensive program, you will learn everything from product overviews to preventative maintenance techniques, recommended inspection intervals and more. We will cover all the essential components of these systems, including how to perform thorough inspections, lubrication intervals and procedures, and alignment and adjustment checks. Our experienced instructors will guide you through real-world scenarios, providing you with practical knowledge and skills that you can apply immediately in the field. By the end of this course, you will have the confidence and expertise needed to diagnose and repair Hendrickson Steertek Suspension Systems with ease.

Presented by Hendrickson Suspension, 4 hours, offered 4 times, limited to 15 students per session.

● **STEERING SYSTEM MAINTENANCE**

Unleash your potential with this hands-on course on hydraulic steering system maintenance and troubleshooting, specifically tailored for fire trucks. Drawing on the wealth of information from the experts at TRW, this immersive training will equip you with the practical skills and knowledge essential for optimizing steering performance and ensuring the utmost safety during emergencies. Embrace this unique opportunity to stay ahead in the firefighting industry, and make a lasting impact on your community's safety and well-being.

Presented by TRW of ZF Group, 2 hours, offered 8 times, limited to 15 students per session.

● **FIRE TRUCK SUSPENSION SYSTEM MAINTENANCE**

Students attending this course will learn the basic design and principles of various Reyco Granning suspension systems common on fire trucks, including the Reyco Independent Front Suspension System. Included is the proper maintenance, troubleshooting and repair procedures used on these systems. The class will include lectures, demonstrations and hands-on instruction.

Presented by Reyco Granning, 2 hours, offered 4 times, limited to 15 students per session.

● **TIRES: EVERYTHING YOU THOUGHT YOU KNEW, BUT DIDN'T**

In this entertaining and highly educational, hands-on course, you will gain a comprehensive understanding of all things tires and wheels, including how to choose the correct tire for your vehicle, reading tire size nomenclature and understanding the components of a tire. Additionally, you will learn about the industry-standard information needed to maintain tire usability and how to maximize safety when applying new tires. By the end of the course, you will have the knowledge and tools required to ensure safe and accurate tire upkeep. With thousands of fire apparatus accidents occurring every year due to tire neglect and errors, this course provides the critical skills and knowledge necessary to save lives.

Presented by The Tyre Guy, all day, offered 4 times, limited to 15 students per session.



LEVEL II COURSE DESCRIPTIONS

● ALTERNATOR TROUBLESHOOTING

This Emergency Vehicle Technicians course provides comprehensive instruction on performing quick checks of C.E. Niehoff alternators and voltage regulators, focusing on troubleshooting techniques. Designed for new technicians seeking proficiency in determining the functionality of alternators and regulators, the course emphasizes proper tool usage, testing procedures for vehicle charging systems and basic troubleshooting specific to C.E. Niehoff models. Particularly beneficial for fleet operators implementing a “Fix it right the first time” approach, this course equips participants with the skills necessary to ensure the reliability and efficiency of C.E. Niehoff charging systems.

Presented by C.E. Niehoff & Co., 2 hours, offered 4 times, limited to 15 students per session.

● CUMMINS ENGINE MAINTENANCE

Improve the life of your department’s vehicles by properly caring for your diesel engines. Learn about fuel system and oil system maintenance through oil analysis, lube oil requirements, as well as fuel, oil and air filtration. You will learn about maintaining your EGR (Exhaust Gas Recirculation), VGT (Variable Geometry Turbo), DPF (Diesel Particulate Filter), SCR (Selective Catalytic Reduction) and DEF (Diesel Exhaust Fluid) systems. Standard and extended warranty coverage information will also be discussed in this course.

Presented by Cummins, 2 hours, offered 4 times, limited to 15 students per session.

6 ● CUMMINS ELECTRONIC TROUBLESHOOTING

The focus of this course is engine electrical diagnosis and repair; there is an extraordinarily strong bias to using the multimeter and other tools to find faults. The participants will gain understanding of the troubleshooting methods and correct usage of tools such as Cummins Insite and QuickServe. The course is ideal for the experienced technician who needs or wants to refresh their electrical skills and learn new methods of fault-finding which will not damage the electronic systems now employed. The course also provides an excellent foundation for technicians who have had little or no formal electrical training, giving them the confidence to tackle electrical diagnosis in the workplace.

Presented by Cummins, 4 hours, offered 4 times, limited to 15 students per session.

● DRIVE TRAIN DIAGNOSTICS

This course will provide today’s EVT Technician with a comprehensive overview of drive train fundamentals, an understanding of the keys to successful repair and the ability to correctly diagnose system failures. The course will involve a 30/70 split of 30% classroom and 70% hands-on learning. Curriculum will cover everything from measuring drive line angles to ride heights, failure analysis and proper installation.

Presented by Spartan Fire, 2 hours, offered 2 times, limited to 15 students per session.

● ELECTRICAL FUNDAMENTALS FOR EVTS

Learn the basics of electricity and circuit analysis in this one-day hands-on course designed specifically for emergency vehicle technicians. You will gain a solid understanding of voltage, resistance, current flow and Ohm’s law and learn to analyze series, parallel and series-parallel circuits. Discover the functions of basic electrical components and

how to read and interpret electrical schematics and wire diagrams. By the end of the course, you will be able to troubleshoot electrical issues using a digital multimeter, making you a more effective and efficient technician. No prior knowledge or experience is required.

Presented by Spartan Fire, all day, offered 2 times, limited to 15 students per session.

● EMERGENCY VEHICLE SUPPLEMENTAL RESTRAINT SYSTEMS FIRE TRUCK AND AMBULANCE

Emergency Vehicle Supplemental Restraint Systems is a hands-on course, designed specifically for Emergency Vehicle Technicians (EVTs). Taught by IMMI System Specialists, this comprehensive course focuses on the IMMI RollTek® with 4Front® systems and MBrace™ with Per4Max®. You will gain invaluable insights into safety protocols, theory of operation, component location, harness routing and airbag deployment zones. Enhance your practical skills through hands-on troubleshooting, diagnostic software usage and expert guidance on how to safely test and repair terminal connections. By the end of this course, you will have acquired the essential knowledge and practical skills necessary to maintain and service these critical safety systems.

Presented by IMMI & Spartan Fire, 4 hours, offered 8 times, limited to 20 students per session.

● ENGINE COOLING SYSTEMS

Explore the essentials of Cummins cooling systems in our concise course, Cummins Cooling System Basics and Maintenance. Learn about cooling system theory, efficiency, surface area and air flow, as well as coolant types and functions. Acquire practical skills in maintaining cooling systems and charge air coolers for optimal performance and reliability.

Presented by Cummins, 2 hours, offered 4 times, limited to 15 students per session.

● FIRE TRUCK ELECTRICAL REPAIR WORKSHOP

This one-day workshop is designed for Emergency Vehicle Technicians who want to acquire or improve their skills in fire truck electrical repair. The workshop is geared toward technicians with little to no formal training in electrical repair but is open to all skill levels. Using the “show, tell, do” method, participants will learn the necessary skills to perform repairs to industry well-defined standards, including pinning and depinning numerous types of automotive connectors, repairing terminals using correct crimp tools and practicing different soldering techniques. Standards for harness routing and protection will also be discussed. Students will work in small groups of two or three to get personalized attention and hands-on practice. By the end of the workshop, participants will be equipped with a solid foundation in wire harness repair skills that meet industry standards.

Presented by Spartan Fire, all day, offered 2 times, limited to 15 students per session.

● FIRE PUMP OPERATIONS AND TESTING

*See EVT F3

● FOAM SYSTEM MAINTENANCE

Join us for an interactive Foam System Maintenance workshop designed for Emergency Vehicle technicians of all skill levels. Limited to 10 participants, this hands-on workshop, taught by industry experts from Safe Fleet, will focus on traditional foam system operation and maintenance. Topics include safety, operating instructions, system service and maintenance and troubleshooting procedures. Do not miss this invaluable opportunity to acquire or hone your skills—reserve your spot today.

Presented by Safe Fleet, 4 hours, offered 2 times, limited to 15 students per session.

● DARLEY PUMP REBUILD

In this two-day, hands-on course, students will learn the ins and outs of preventative maintenance and overhaul on Darley pumps. Through a combination of PowerPoint presentations and hands-on pump teardowns, students will gain valuable knowledge on primers, valves, and the latest developments in fire pumps. By the end of the course, students will have the skills and confidence to rebuild Hale pumps with ease and efficiency, ensuring reliable performance and maximum lifespan.

Presented by W.S. Darley, 2 days, offered once, limited to 15 students per session.

● V-MUX® MULTIPLEX SYSTEMS TROUBLESHOOTING

This hands-on course will teach you everything you need to know about the Weldon V-MUX multiplexing system. You will learn the basics of multiplexing, explore the various features of V-MUX and become familiar with its components. The class will cover the use of V-MUX diagnostics and downloader software, and show you how to identify multiplexed systems by components and software. You will also learn how to read input/output reports and work with CAN/J1939 networks on modern vehicles. By the end of the course, you will have gained new skills and knowledge that will enable you to effectively use and troubleshoot the Weldon V-MUX system.

Presented by Weldon/IDEX, 4 hours, offered 8 times, limited to 15 students per session.

● WATEROUS PUMP REBUILD

In this two-day, hands-on course, students will learn the ins and outs of preventative maintenance and overhaul on Waterous pumps. Through a combination of PowerPoint presentations and hands-on pump teardowns, students will gain valuable knowledge on primers, valves and the latest developments in fire pumps. By the end of the course, students will have the skills and confidence to rebuild Waterous pumps with ease and efficiency, ensuring reliable performance and maximum lifespan.

Presented by Waterous, 2 days, offered once, limited to 15 students.

● AMBULANCE TRICKS OF THE TRADE—ELECTRICAL, HVAC AND OTHER MAINTENANCE ISSUES

This intensive REV Ambulance course equips emergency vehicle technicians with essential skills in the charging system, covering battery location, connections and protection mechanisms such as fuses. Delving into solenoids, breakers, relays, rectifiers, resistors and diodes, participants learn their functions and applications in AEV, Horton, Road Rescue and Wheeled Coach vehicles. Hands-on training

emphasizes component layout, removable covers for service and troubleshooting techniques, culminating in real-world problem-solving scenarios to diagnose and repair issues onsite, ensuring efficient vehicle functionality before customer return.

Presented by REV Ambulance, 4 hours, offered 8 times, limited to 10 students per session.

● LIQUID SPRING SUSPENSION

Join our two-hour Liquid Spring Suspension course tailored for Emergency Vehicle Technicians operating ambulances! This concise yet comprehensive program provides essential knowledge and skills for maintaining, diagnosing and repairing liquid spring suspensions, ensuring optimal performance and safety during ambulance operations. Through a blend of theoretical learning and hands-on practical exercises, you'll master understanding suspension components, troubleshooting common issues and conducting necessary maintenance tasks. By course end, you'll be proficient in ensuring smooth operation and stability, enhancing patient care and safety on the road. Enroll now to elevate your expertise in ambulance suspension maintenance!

Presented by Liquid Spring, 2 hours, offered 6 times, limited to 15 students per session.

● AMBULANCE SUSPENSION SYSTEM MAINTENANCE

Students attending this course will learn the basic design and principles of various Reyco Granning suspension systems common on ambulances with the Reyco R-Series or TransportMaster® suspension system. Included is the proper maintenance, troubleshooting and repair procedures used on these systems. The class will include lectures, demonstrations and hands-on instruction for both current and legacy systems.

Presented by Reyco Granning, 2 hours, offered 4 times, limited to 15 students per session.



LEVEL III COURSE DESCRIPTIONS

AERIAL APPARATUS MAINTENANCE

Dive into the world of Aerial Apparatus Operation and Maintenance with our hands-on, comprehensive course designed to enhance your skills! This one-of-a-kind learning experience will take you through the essentials of preventive maintenance, troubleshooting and aerial apparatus operation. Master the art of working with aerial hydraulic systems and fine-tuning aerial cables for optimal performance. Perfect for newcomers and seasoned professionals alike, our course promises to elevate your understanding of aerial apparatus setup and maintenance, empowering you to tackle challenges with confidence and expertise. Act fast as classes fill up quickly due to high demand.

Presented by Spartan ER, all day, offered 4 times, limited to 8 students per session.

HVAC FUNDAMENTALS

Discover the dynamic world of fire truck HVAC systems in our hands-on HVAC Fundamentals course. This class covers essential principles, components and diagnostic techniques related to heating, ventilation and air conditioning systems in these powerful vehicles. Students will engage in practical exercises, working with state-of-the-art equipment and advanced diagnostic tools, as they learn to troubleshoot and repair real-world HVAC issues.

Presented by SGM, 2 hours, offered 8 times, limited to 15 students per session.

ALLISON TRANSMISSION MAINTENANCE

Unlock the power of Allison transmissions with our hands-on course, Service Support for the Allison Transmission. Delve into the inner workings of the World Transmission and Gen 5 models as you explore the physical and electronic transmission-to-chassis interface, oil filter change procedure and Allison oil level sensor. With troubleshooting code extraction using both the shift selector and diagnostic DOC tool, you will emerge with a comprehensive understanding of Allison transmission maintenance. Our code cards, service prognostics and mechanic tips booklet provide valuable resources for ongoing success. Join us for a transformative learning experience that will take your maintenance skills to the next level.

Presented by Allison, all day, offered 3 times, limited to 15 students per session.

MANAGING THE FIRE-RESCUE FLEET

This course is designed for anyone who is responsible for the inspection, maintenance or repair of emergency vehicles at any level in your organization. The program will look at the fleet as an essential element in service delivery using real-world examples of fleet failures applied against a time-tested plan to implement improvements to reduce out-of-service downtime, enhance reliability of your fleet, and provide strategies to increase your agency's budgets dedicated to the fleet. After a short lecture, the class will be participatory in nature where registrants will look at and evaluate actual fleet problems and apply small group solutions using a simple template designed for both initial actions and continuous improvements. Those who complete this program will be able to return to their fleet operation, regardless of size, and apply lessons learned from other fleets, large and small.

Presented by Steve Lohr & Homer Robertson 4 hours, offered 4 times, limited to 20 students per session.

VENDOR-SPECIFIC COURSE DESCRIPTIONS

● AKRON VALVES & NOZZLES REBUILD

Welcome to the Akron Brass Valves and Nozzle Rebuild Course! In this immersive, hands-on class, you will gain valuable insight into repairing and maintaining essential firefighting tools such as swing-out valves, nozzles and electric monitors. Under experienced guidance, you will tear down, diagnose issues and rebuild these components to like-new condition, leaving you with the confidence and skills to tackle even the toughest repair challenges. Engage in lively discussions with fellow students and get ample time for hands-on practice, becoming a master of valve and nozzle repair by the end of the course. Enroll today and take your skills to the next level.

Presented by Akron Brass/IDEX, 4 hours, offered 2 times, limited to 15 students per session.

● BELTS, HOSES AND COOLING SYSTEM

Regular scheduled maintenance for the entire serpentine belt system and the cooling system is critical for emergency rescue vehicles. Learn about the latest changes occurring in the serpentine belt system. Also, learn why the condition of coolant in the vehicle is so important. Learn the reasons why newly installed water pumps fail. Can those failures be avoided? We are also happy to announce that drawings for Laser Alignment tools and a Power Clean Flush gun will be held for participants of the class!

Presented by Gates, 2 hours, offered 4 times, limited to 15 students per session.

● CLASS 1 PRESSURE GOVERNORS

Learn the fundamentals of Class 1 products with Hale Products Inc. This course will cover several Class 1 components such as the Captain and Total Pressure Governors, Vernier Throttle Systems and tank level gauges. Through the course material, students will understand the operation, troubleshooting and diagnosis of these components, in addition to how they interact with the J1939. Do not miss this unique opportunity to learn from the experts at Hale Products Inc.

Presented by Class 1/IDEX, 4 hours, offered 2 times, limited to 15 students per session.

● COMMAND LIGHT “OUT OF THE DARKNESS”

Unveil the power of illumination with our hands-on course, Command Light “Out of the Darkness.” This immersive experience is designed to equip students with comprehensive knowledge and practical skills in all facets of light tower operation, maintenance and repair. Master the art of installation, learn how to manually lower towers, troubleshoot common issues and replace vital components with ease. Guided by the experts at Command Light, this concise yet thorough course welcomes questions and encourages active problem-solving, empowering students to confidently conquer darkness and bring light to any situation.

Presented by Command Light, 2 hours, offered 4 times, limited to 15 students per session.

● ELKHART NOZZLE & MONITOR REPAIR

This comprehensive course offers hands-on training in the maintenance and repair of Elkhart Brass nozzles, monitors and critical components of fire suppression systems. Through interactive activities and lectures, students will gain a deep understanding of these components’ anatomy, potential failure points and troubleshooting techniques. By the end of the course, students will possess the skills and knowledge needed to perform effective repairs, ensuring optimal performance and longevity.

Presented by Elkhart Brass/Safe Fleet, 4 hours, offered 2 times, limited to 15 students per session.

● FRC (FIRE RESEARCH) PRESSURE GOVERNORS

In this hands-on course, you will delve into the world of FRC pressure governors, vernier throttle systems and tank level gauges. You will gain practical knowledge of how these components work, learn how to troubleshoot and diagnose issues and explore their interaction with J1939 can bus. By the end of the course, you will have acquired new skills and insights into the operation, maintenance and troubleshooting of these essential FRC products.

Presented by FRC/Safe Fleet, 2 hours, offered 4 times, limited to 15 students per session.

● HARRISON HYDRA-GEN

In Harrison Hydra-Gen, you will participate in a hands-on and interactive course designed to equip you with the essential knowledge and skills required to troubleshoot and maintain Harrison Hydraulic Generators. Engage in open discussions and gain practical experience by working with a cutaway generator, ensuring a comprehensive understanding of its inner workings. Upon successful completion, students will not only walk away with newfound expertise, but also a certificate to highlight their mastery in this specialized field. Do not miss this unique opportunity to elevate your technical prowess and boost your career prospects.

Presented by Harrison, 4 hours, offered 2 times, limited to 15 students per session.

● SAM™ INTEGRATED TOTAL FLOW CONTROL SYSTEM

Discover the intricacies of the SAM Integrated Total Flow Control System in this hands-on, engaging course that empowers students with essential knowledge and skills in SAM system theory of operation, icon and screen definitions, graphical user interface navigation and remote operation capability. Focused on practical outcomes, this concise and well-structured course covers foam systems integration, SAM system diagnostics and key principles of operation for effective troubleshooting and communication with OEMs, apparatus manufacturers and Hale Customer Support representatives. Students will gain invaluable hands-on experience by learning and operating a fully functional SAM-equipped truck, ensuring they become trained personnel capable of maintaining the Hale SAM system. Act fast as classes fill up quickly due to high demand.

Presented by IDEX, 4 hours, offered 2 times, limited to 15 students per session.

● **KUSSMAUL BATTERY CHARGER AND AIR PUMP MAINTENANCE**

Discover the ins and outs of Kussmaul Battery Charger and Air Pump Maintenance with this hands-on course designed specifically for Emergency Vehicle Technicians (EVTs). In this concise and engaging learning experience, you will stay up to date with the newest technologies and latest products while enhancing your knowledge and skills through hands-on training. Develop the expertise to troubleshoot battery chargers, auto ejects and other Kussmaul products commonly found on fire apparatus. Walk away with the confidence to properly care for and maintain these essential components, ensuring reliable performance and extending their service life.

Presented by Kussmaul, 2 hours, offered 4 times, limited to 20 students per session.

● **SEAT MAINTENANCE AND REPAIR**

This course on Seat Maintenance and Repair provides a unique and hands-on opportunity to gain expertise in maintaining and repairing Bostrom and Valor seats. You will learn how to identify and troubleshoot common issues, and gain practical experience in disassembling, repairing, and reassembling these seats. Additionally, you will learn best practices for preventative maintenance and how to care for these seats to minimize future repairs.

Presented by H.O. Bostrom & USSC (Valor) 2 hours, offered 4 times, limited to 15 students per session.

● **Q SIREN MAINTENANCE & REPAIR**

This 2-hour hands-on workshop is designed specifically for Emergency Vehicle Technicians responsible for maintaining and repairing siren systems. Focused on the Federal Signal Q-Siren, this course provides technicians with practical knowledge and skills to diagnose issues, perform essential maintenance, and complete basic repairs in the field or shop.

Presented by Federal Signal, 2 hours, offered 6 times, limited to 15 students per session.

● **ROM ROLL-UP DOORS**

Become an expert on ROM Roll-up doors with our hands-on course, designed to empower students with the essential skills and knowledge to master these versatile door systems. Throughout this concise—yet comprehensive—program, participants will learn how to expertly adjust, align and maintain ROM Roll-up doors, while also gaining valuable insight into troubleshooting and diagnosing common issues, such as door ajar and light switch problems. By the end of this engaging course, students will possess the expertise needed to ensure the optimal performance and longevity of ROM Roll-up doors.

Presented by ROM/Safe Fleet, 2 hours, offered 4 times, limited to 15 students per session.

● **SHORE POWER SYSTEMS**

In this hands-on course, you will gain a comprehensive understanding of Blue Sea shore power systems. You will learn how to maintain and troubleshoot the system, including the shore power inlet, transfer switch and power distribution panel. Our expert instructors will guide you through inspecting the system for damage or wear and tear, troubleshooting common issues and replacing faulty components.

You will also learn best practices for routine maintenance to extend the life of the system and prevent future issues. With plenty of practice on a mock Blue Sea shore power system, you will leave this course with the confidence to maintain and troubleshoot these systems in real-world situations.

Presented by Blue Sea, 2 hours, offered 4 times, limited to 15 students per session.

● **SMART POWER SYSTEMS—HANDS-ON TRAINING**

Our hands-on Smart Power Systems course is designed to provide a comprehensive understanding of hydraulic and electrical (AC & DC) generator components, utilizing Michigan-built fire and rescue apparatus systems. The course will cover the proper installation, diagnosis and repair of these advanced systems, as well as time-saving tips to ensure optimal performance. Participants will have the opportunity to work with a complete system and key components, guided by industry expert Scott Jones. This immersive, hands-on learning experience will equip you with the knowledge and expertise necessary to excel in the rapidly evolving field.

Presented by Smart Power Systems, 2 hours, offered 2 times, limited to 15 students per session.

● **INTRODUCTION TO SOUNDOFF SIGNAL AND BLUEPRINT®**

Introduction to SoundOff Signal's bluePRINT electrical components and Central. In this course, we will cover the major electrical components of the bluePRINT system and the programming and diagnostic functions and features while learning the navigation of SoundOff Central. The goal is to provide a basic understanding of the components and software of a bluePRINT system.

Presented by SoundOff Signal, 4 hours, offered 4 times, limited to 15 students per session.

● **VECTOR ELECTRIC FT DESIGN AND SERVICE FAMILIARIZATION**

This course offers a comprehensive overview of the Vector all-electric fire apparatus, covering the various components that make up the vehicle. Participants will learn about the general apparatus design layout, 12-volt vs. 800-volt circuits, electric motors and their inverters, battery design, performance and temperature management, as well as battery module replacement and the battery thermal management system. The course will also cover brake regeneration, range extender engine and generator, HVAC systems and options, cooling circuits, pump options and pressure governor, charging systems, 110-volt AC inverter option, two-speed rear axle and high voltage safety basics. Participants will also receive recommendations for continuing education in electric vehicle service, with a focus on making the truck safe for service.

Presented by REV Fire, 2 hours, offered once, limited to 15 students per session.

● **WHELEN CENCOM CORE®—FUNDAMENTALS OF WECANX**

This course provides a broad fundamental overview of Whelen's CenCom Core system and its associated hardware and programming. Students will be introduced to the CenCom Core system and its applications in the emergency response industry, including how it is changing the way emergency vehicles respond. We will go over the various flavors of CenCom Core, its components, including WeCanX® hardware and lightbars. The course covers topics such as Steady-Lock®, necessary components for building a Core-powered apparatus,

and software. Additionally, students will learn about pre-addressed hardware options, different lightbar options available, Core™ sensors, and network layout do's and don'ts. Overall, this course will equip students with a better understanding of the CenCom Core® system and its associated hardware.

Presented by Whelen, 2 hours, offered 3 times, limited to 15 students per session.

● **WHELEN COMMAND PROGRAMMING & BASIC TROUBLESHOOTING**

This course teaches troubleshooting techniques and tips for WeCanX Networks, hardware, products, traffic advisors, and sirens. Students will learn to recognize programming flaws and isolate potential problems. We will cover common concerns such as light head pattern and operation issues, diagnostic LEDs, communication problems, and siren tone problems. Students will also get an introductory dive into Whelen Command software, which is how users would program any Core system or legacy serial control products. We will go over the different menus of command, along with the best practices of programming.

Presented by Whelen, 2 hours, offered 3 times, limited to 15 students per session.

● **WILL-BURT LIGHT TROUBLESHOOTING**

In the Will-Burt Light Maintenance and Troubleshooting course, you will learn how to maintain and troubleshoot the innovative lighting systems produced by Will-Burt, a global leader in the industry. Through a combination of hands-on training and classroom instruction, you will become an expert in identifying and resolving common issues that arise with these high-tech systems. You will also gain valuable knowledge about the various components of Will-Burt lights, including bulbs, lenses and wiring, as well as best practices for their upkeep and repair. Whether you are a seasoned maintenance professional or just starting out in the field, this course will equip you with the skills and expertise needed to keep Will-Burt lights shining bright. Join us and discover the art and science of Will-Burt light maintenance and troubleshooting!

Presented by Will-Burt, 2 hours, offered 4 times, limited to 15 students per session.

● **ZERORPM® IDLE MITIGATION TROUBLESHOOTING**

Expand your expertise in ZeroRPM Idle Management System (IMS) operation, maintenance and troubleshooting with our hands-on course, designed to empower students with essential skills and knowledge in optimizing vehicle efficiency. This comprehensive course offers a thorough understanding of the ZeroRPM IMS, exploring its core principles, system components and the mechanisms that control chassis engine operation while preserving cab comfort and powering crucial accessories. Students will also learn how to maintain the system for peak performance and effectively troubleshoot potential faults, ensuring smooth operation and reduced downtime. By the end of the course, you will

be equipped with the expertise to efficiently manage, maintain and diagnose IMS-equipped vehicles, maximizing vehicle performance while minimizing engine idle time and fuel consumption.

Presented by ZeroRPM, 2 hours, offered 4 times, limited to 15 students per session.

EVT TEST OBJECTIVE REVIEW


It is highly recommended students have online access to or a printed copy of the NEW NFPA 1910 Standards book prior to attending class to successfully prepare for the exams.

PURCHASE NFPA 1910

▶▶ WWW.NFPA.ORG ◀◀

EVT TEST LEARNING OBJECTIVES

▶▶ WWW.EVTCC.ORG/EXAMS ◀◀



EVT REVIEW COURSE DESCRIPTIONS

● F1 INSPECTION, MAINTENANCE & TESTING OF FIRE APPARATUS

This is a one-day prep/review session for those taking the EVT F1 exam. It is designed to cover the learning objectives outlined in the EVT F1 study guide. Every effort will be made to cover as many of the learning objectives as time allows. Students taking the EVT F1 exam should be prepared to review any learning objectives not covered due to time restrictions. Learning objectives for this exam can be downloaded here.

<https://www.evtcc.org/exams>

Presented by Spartan Fire, all day, offered 4 times, limited to 48 students per session.

IMPORTANT: The following has replaced NFPA 1911 as reference material for this exam.

NFPA 1910: Standard for the Inspection, Maintenance, Refurbishment, Testing and Retirement of In-Service Emergency Vehicles and Marine Firefighting Vessels (NFPA 1911 Chapters), 2024 edition.

It is highly recommended that students should have online access to or a printed copy of the NEW NFPA 1910 Standards book prior to attending class to successfully prepare for the F1 exam.

Information regarding online access or to purchase NFPA 1910 can be found at <https://www.NFPA.org>.

● F2 DESIGN AND PERFORMANCE STANDARDS OF FIRE APPARATUS

This is a one-day prep/review session for those taking the EVT F2 exam. It is designed to cover the learning objectives outlined in the EVT F2 study guide. Every effort will be made to cover as many of the learning objectives as time allows. Students taking the EVT F2 exam should be prepared to review any learning objectives not covered due to time restrictions. Learning objectives for this exam can be downloaded here.

<https://www.evtcc.org/exams>

Presented by Gary Morrison, all day, offered 2 times, limited to 33 students per session.

IMPORTANT: The following has replaced NFPA 1901 as reference material for this exam.

NFPA 1900: Standard for Aircraft Rescue and Firefighting Vehicles, Automotive Fire Apparatus, Wildland Fire Apparatus and Automotive Ambulances (NFPA 1901 Chapters), 2024 edition.

It is highly recommended that students have online access to or a printed copy of the new NFPA 1900 Standard book prior to attending class to successfully prepare for the F2 exam.

Information regarding online access or to purchase NFPA 1900 can be found at <https://www.NFPA.org>.

● EVT F3 EXAM PREP, FIRE PUMP OPERATIONS & TESTING

This course is designed for EVTs looking to enhance their expertise in fire pump operation, testing, and certification. Taught by a seasoned instructor with 29 years as a career firefighter and 15 years as an EVT, this class offers insights from both the firefighter's and mechanic's perspectives.

Through hands-on training, utilizing mobile pump test systems, participants will gain a comprehensive understanding of fire pump systems, including their components, functions, and troubleshooting techniques. The course covers essential pump testing procedures to ensure optimal performance in firefighting operations. Additionally, the course includes a prep and review session for those preparing for the EVT F3 Fire Pumps and Accessories exam. The session will focus on key learning objectives outlined in the EVT F3 study guide, with an emphasis on critical concepts necessary for exam success. While every effort will be made to cover all objectives, students are encouraged to review any remaining topics independently using the provided reference materials. Come to class expecting to actively participate, and more importantly, be ready to have fun!

A full list of recommended resources can be found at the link below:
[EVT F3 Reference Materials](#)

Presented by Max Flow and Kleyn Mobile, 1.5 days, offered 2 times, limited to 30 students per session.

IMPORTANT: The new NFPA 1900 standard has replaced NFPA 1901, and the new NFPA 1910 standard has replaced NFPA 1911 as reference material for this exam.

It is highly recommended students have online access to or a printed copy of both the new NFPA 1900 Standard and NFPA 1910 Standard books prior to attending class to successfully prepare for the F3 exam.

Information regarding online access or to purchase NFPA 1900 and 1910 can be found at <https://www.NFPA.org>.

● F4 FIRE APPARATUS ELECTRICAL SYSTEMS

This is a one-day prep/review session for those taking the EVT F4 exam. It is designed to cover the learning objectives outlined in the EVT F4 study guide. Every effort will be made to cover as many of the learning objectives as time allows. Students taking the EVT F4 exam should be prepared to review any learning objectives not covered due to time restrictions. Learning objectives for this exam can be downloaded here.

<https://www.evtcc.org/exams>

Presented by Brian Marek, all day, offered 2 times, limited to 48 students per session.

IMPORTANT: The following has replaced NFPA 1911 as reference material for this exam.

NFPA 1910: Standard for the Inspection, Maintenance, Refurbishment, Testing and Retirement of In-Service Emergency Vehicles and Marine Firefighting Vessels (NFPA 1911 Chapters), 2024 edition.

It is highly recommended that students have online access to or a printed copy of the NEW NFPA 1910 Standard book prior to attending class to successfully prepare for the F4 exam.

Information regarding online access or to purchase NFPA 1910 can be found at <https://www.NFPA.org>.

● F5 AERIAL FIRE APPARATUS

This is a one-day prep/review session for those taking the EVT F5 exam. It is designed to cover the learning objectives outlined in the EVT F5 study guide. Every effort will be made to cover as many of the learning objectives as time allows. Students taking the EVT F5 exam should be prepared to review any learning objectives not covered due to time

restrictions. Learning objectives for this exam can be downloaded here.
<https://www.evtcc.org/exams>

Presented by Spartan ER, all day, offered 2 times, limited to 33 students per session.

IMPORTANT: The new NFPA 1900 Standard has replaced NFPA 1901, and the new NFPA 1910 Standard has replaced NFPA 1911 as reference material for this exam.

It is highly recommended that students have online access to or a printed copy of both the new NFPA 1900 Standard and NFPA 1910 Standard books prior to attending class to successfully prepare for the F5 exam.

Information regarding online access or to purchase NFPA 1900 and 1910 can be found at <https://www.NFPA.org>.

● **F6 ALLISON AUTOMATIC TRANSMISSIONS**

This is a two-day prep/review session for those taking the EVT F6 exam. It is designed to cover the learning objectives outlined in the EVT F6 study guide. Every effort will be made to cover as many of the learning objectives as time allows. Students taking the EVT F6 exam should be prepared to review any learning objectives not covered due to time restrictions. Learning objectives for this exam can be downloaded here.
<https://www.evtcc.org/exams>

Presented by Dan Cleveland, 2 days, offered 1 time, limited to 33 students.

IMPORTANT: The following has replaced NFPA 1911 as reference material for this exam.

NFPA 1910: Standard for the Inspection, Maintenance, Refurbishment, Testing and Retirement of In-Service Emergency Vehicles and Marine Firefighting Vessels (NFPA 1911 Chapters), 2024 edition.

It is highly recommended that students have online access to or a printed copy of the NEW NFPA 1910 Standards book prior to attending class to successfully prepare for the F6 exam.

Information regarding online access or to purchase NFPA 1910 can be found at <https://www.NFPA.org>.

● **FA4 ADVANCED ELECTRICAL SYSTEMS**

This is a one-day prep/review session for those taking the EVT FA4 exam. It is designed to cover the learning objectives outlined in the EVT FA4 study guide. Every effort will be made to cover as many of the learning objectives as time allows. Students taking the EVT FA4 exam should be prepared to review any learning objectives not covered due to time restrictions. Learning objectives for this exam can be downloaded here.
<https://www.evtcc.org/exams>


Presented by Roberts Repair, all day, offered 1 time, limited to 33 students per session.

IMPORTANT: The new NFPA 1900 Standard has replaced NFPA 1901, and the new NFPA 1910 Standard has replaced NFPA 1911 as reference material for this exam.

It is highly recommended that students have online access to or a printed copy of both the NFPA 1900 Standard and NFPA 1910 Standard prior to attending class to successfully prepare for the FA4 exam.

Information regarding online access or to purchase NFPA 1900 and 1910 can be found at <https://www.NFPA.org>.





14



● F7 FOAM SYSTEMS

This is a one-day prep/review session for those taking the EVT F7 exam. It is designed to cover the learning objectives outlined in the EVT F7 study guide. Every effort will be made to cover as many of the learning objectives as time allows. Students taking the EVT F7 exam should be prepared to review any learning objectives not covered due to time restrictions. Learning objectives for this exam can be downloaded here. <https://www.evtcc.org/exams>

Presented by Safe Fleet, all day, offered 2 times, limited to 33 students per session.

IMPORTANT: The new NFPA 1900 Standard has replaced NFPA 1901, and the new NFPA 1910 Standard has replaced NFPA 1911 as reference material for this exam.

It is highly recommended that students have online access to or a printed copy of both the NFPA 1900 Standard and NFPA 1910 Standard prior to attending class to successfully prepare for the F7 exam.

Information regarding online access or to purchase NFPA 1900 and 1910 can be found at <https://www.NFPA.org>.

● F8 HYDRAULIC SYSTEMS

This is a one-day prep/review session for those taking the EVT F8 exam. It is designed to cover the learning objectives outlined in the EVT F8 study guide. Every effort will be made to cover as many of the learning objectives as time allows. Students taking the EVT F8 exam should be prepared to review any learning objectives not covered due to time restrictions. Learning objectives for this exam can be downloaded here. <https://www.evtcc.org/exams>

Presented by DTS Fluid Power, all day, offered 2 times, limited to 33 students per session.

IMPORTANT: The new NFPA 1900 Standard has replaced NFPA 1901, and the new NFPA 1910 Standard has replaced NFPA 1911 as reference material for this exam.

It is highly recommended that students have online access to or a printed copy of both the NFPA 1900 Standard and NFPA 1910 Standard prior to attending class to successfully prepare for the F8 exam.

Information regarding online access or to purchase NFPA 1900 and 1910 can be found at <https://www.NFPA.org>.

● E-0 MAINTENANCE, INSPECTION AND TESTING OF AMBULANCES

This is a one-day prep/review session for those taking the EVT E-0 exam. It is designed to cover the learning objectives outlined in the EVT E-0 study guide. Every effort will be made to cover as many of the learning objectives as time allows. Students taking the EVT E-0 exam should be prepared to review any learning objectives not covered due to time restrictions. Learning objectives for this exam can be downloaded here. <https://www.evtcc.org/exams>

Presented by Eckert Enterprises, all day, offered 1 time, limited to 33 students per session.

IMPORTANT: The following has replaced NFPA 1911 as reference material for this exam.

NFPA 1910: Standard for the Inspection, Maintenance, Refurbishment, Testing and Retirement of In-Service Emergency Vehicles and Marine Firefighting Vessels (NFPA 1911 Chapters), 2024 edition.

It is highly recommended that students have online access to or a printed copy of the NEW NFPA 1910 Standard book prior to attending class to successfully prepare for the E-0 exam.

Information regarding online access or to purchase NFPA 1910 can be found at <https://www.NFPA.org>.

● E-1 DESIGN & PERFORMANCE STANDARDS OF AMBULANCES

This is a one-day prep/review session for those taking the EVT E-1 exam. It is designed to cover the learning objectives outlined in the EVT E-1 study guide. Every effort will be made to cover as many of the learning objectives as time allows. Students taking the EVT E-1 exam should be prepared to review any learning objectives not covered due to time restrictions. Learning objectives for this exam can be downloaded here. <https://www.evtcc.org/exams>

Presented by Eckert Enterprises, all day, offered 1 time, limited to 33 students per session.

IMPORTANT: The following has replaced NFPA 1917 as reference material for this exam.

NFPA 1900: Standard for Aircraft Rescue and Firefighting Vehicles, Automotive Fire Apparatus, Wildland Fire Apparatus and Automotive Ambulances (NFPA 1917 Chapters), 2024 edition.

It is highly recommended that students have online access to or a printed copy of the NEW NFPA 1900 Standard book prior to attending class to successfully prepare for the E-1 exam.

Information regarding online access or to purchase NFPA 1900 and NFPA 1917 can be found at <https://www.NFPA.org>.

● E-2 AMBULANCE ELECTRICAL SYSTEMS

This is a one-day prep/review session for those taking the EVT E-2 exam. It is designed to cover the learning objectives outlined in the EVT E-2 study guide. Every effort will be made to cover as many of the learning objectives as time allows. Students taking the EVT E-2 exam should be prepared to review any learning objectives not covered due to time restrictions. Learning objectives for this exam can be downloaded here. <https://www.evtcc.org/exams>

Presented by Eckert Enterprises, all day, offered 1 time, limited to 33 students per session.

IMPORTANT: The following has replaced NFPA 1917 as reference material for this exam.

NFPA 1900: Standard for Aircraft Rescue and Firefighting Vehicles, Automotive Fire Apparatus, Wildland Fire Apparatus and Automotive Ambulances (NFPA 1917 Chapters), 2024 edition.

It is highly recommended that students have online access to or a printed copy of the NEW NFPA 1900 Standard book prior to attending class to successfully prepare for the E-2 exam.

Information regarding online access or to purchase NFPA 1900 and NFPA 1917 can be found at <https://www.NFPA.org>.

● E-3 AMBULANCE HEATING, AIR CONDITIONING, AND VENTILATION SYSTEMS

This is a one-day prep/review session for those taking the EVT E-3 exam. It is designed to cover the learning objectives outlined in the EVT E-3 study guide. Every effort will be made to cover as many of the learning objectives as time allows. Students taking the EVT E-3 exam should be prepared to review any learning objectives not covered due to time restrictions. Learning objectives for this exam can be downloaded here. <https://www.evtcc.org/exams>

Presented by Roberts Repair, all day, offered 1 time, limited to 33 students per session.

IMPORTANT: The following has replaced NFPA 1917 as reference material for this exam.

NFPA 1900: Standard for Aircraft Rescue and Firefighting Vehicles, Automotive Fire Apparatus, Wildland Fire Apparatus and Automotive Ambulances (NFPA 1917 Chapters), 2024 edition.

It is highly recommended that students have online access to or a printed copy of the NEW NFPA 1900 Standard book prior to attending class to successfully prepare for the E-3 exam.

Information regarding online access or to purchase NFPA 1900 and NFPA 1917 can be found at <https://www.NFPA.org>.

● E-4 AMBULANCE CAB, CHASSIS & POWER TRAIN

This is a one-day prep/review session for those taking the EVT E-4 exam. It is designed to cover the learning objectives outlined in the EVT E-4 study guide. Every effort will be made to cover as many of the learning objectives as time allows. Students taking the EVT E-4 exam should be prepared to review any learning objectives not covered due to time restrictions. Learning objectives for this exam can be downloaded here. <https://www.evtcc.org/exams>

Presented by Eckert Enterprises, all day, offered 1 time, limited to 33 students per session.

IMPORTANT: The following has replaced NFPA 1917 as reference material for this exam.

NFPA 1900: Standard for Aircraft Rescue and Firefighting Vehicles, Automotive Fire Apparatus, Wildland Fire Apparatus and Automotive Ambulances (NFPA 1917 Chapters), 2024 edition.

It is highly recommended that students have online access to or a printed copy of the NEW NFPA 1900 Standard book prior to attending class to successfully prepare for the E-4 exam.

Information regarding online access or to purchase NFPA 1900 and NFPA 1917 can be found at <https://www.NFPA.org>.

2025 CLASS SCHEDULE

		SUNDAY	MONDAY				TUESDAY					
		Sept. 21	Sept. 22				Sept. 23					
		12:00 - 4:00 PM NO BREAKS	8:00 - 9:50 AM	10:00 - 11:50 AM	1:00 - 2:50 PM	3:00 - 5:00 PM	8:00 - 9:50 AM	10:00 - 11:50 AM	1:00 - 2:50 PM	3:00 - 5:00 PM		
FIRST FLOOR LOCATIONS	HALL A WEST		Ambulance Tricks of the Trade - Electrical, HVAC & Other Maintenance Issues		Ambulance Tricks of the Trade - Electrical, HVAC & Other Maintenance Issues		Ambulance Tricks of the Trade - Electrical, HVAC & Other Maintenance Issues		Ambulance Tricks of the Trade - Electrical, HVAC & Other Maintenance Issues			
	HALL A EAST		Allison Transmission Maintenance				Allison Transmission Maintenance					
	HALL B WEST	EVT Testing Site ID# MILAN	Reyco Fire Suspension Systems Maintenance	Steering System Maintenance	Reyco Ambulance Suspension Systems Maintenance	Steering System Maintenance	Reyco Fire Suspension Systems Maintenance	Steering System Maintenance	Reyco Ambulance Suspension Systems Maintenance	Steering System Maintenance		
	HALL B EAST		Cummins Engine Maintenance	Engine Cooling Systems	Cummins Electronic Troubleshooting		Cummins Engine Maintenance	Engine Cooling Systems	Cummins Electronic Troubleshooting			
	HALL C				Hendrickson Steertek Maintenance & Troubleshooting		Hendrickson Steertek Maintenance & Troubleshooting					
	HALL C		Alternator Troubleshooting	Alternator Troubleshooting	Alternator Troubleshooting	Alternator Troubleshooting	Alternator Troubleshooting	Alternator Troubleshooting				
	HALL C		Whelen CenCom Core - Fundamentals of WeCanX	Whelen Command Programming & Basic Troubleshooting	Whelen CenCom Core - Fundamentals of WeCanX	Whelen Command Programming & Basic Troubleshooting	Whelen CenCom Core - Fundamentals of WeCanX	Whelen Command Programming & Basic Troubleshooting				
	HALL C		Darley Pump Rebuild									
	BANQUET 1		Tires: Everything You Thought You Knew, But Didn't				Tires: Everything You Thought You Knew, But Didn't					
	BANQUET 2		HVAC Fundamentals	HVAC Fundamentals	Managing the Fire-Rescue Fleet		Managing the Fire-Rescue Fleet		HVAC Fundamentals	HVAC Fundamentals		
	BANQUET 3		Electrical Fundamentals for Techs				Fire Truck Electrical Repair Workshop					
	BANQUET 4		Intro to bluePRINT		Intro to bluePRINT		Intro to bluePRINT		Intro to bluePRINT			
	BANQUET 5		Heavy Truck Foundation Braking Systems & Wheel End Maintenance		Air Brake Systems for EVTs		Heavy Truck Foundation Braking Systems & Wheel End Maintenance		Air Brake Systems for EVTs			
	BANQUET 6		FRC Pressure Governor	FRC Pressure Governor	ROM Roll-Up Doors	ROM Roll-Up Doors	ROM Roll-Up Doors	ROM Roll-Up Doors	FRC Pressure Governor	FRC Pressure Governor		
	BANQUET 7		Elkhart Nozzle & Monitor Repair		Command Light "Out of the Darkness"	Command Light "Out of the Darkness"	Elkhart Nozzle & Monitor Repair		Command Light "Out of the Darkness"	Command Light "Out of the Darkness"		
	BANQUET 8		Emergency Vehicle Supplemental Restraint Systems	Emergency Vehicle Supplemental Restraint Systems	Kussmaul Battery Chargers Troubleshooting	Zero RPM Idle Mitigation Troubleshooting	Emergency Vehicle Supplemental Restraint Systems	Emergency Vehicle Supplemental Restraint Systems	Kussmaul Battery Chargers Troubleshooting	Zero RPM Idle Mitigation Troubleshooting		
	ROOM 101		V-MUX Multiplex Systems Troubleshooting		V-MUX Multiplex Systems Troubleshooting		V-MUX Multiplex Systems Troubleshooting		V-MUX Multiplex Systems Troubleshooting			
	ROOM 102		Vector Electric Truck Design and Service Familiarization	Aerial Apparatus Maintenance				Aerial Apparatus Maintenance				
	ROOM 103				Harrison Hydra-Generators		SAM Integrated Total Flow Control System		Harrison Hydra-Generators			
	ROOM 104		EVT F3 & Fire Pump Operation and Testing									
SECOND FLOOR LOCATIONS	GOV. ROOM		(EVT F1) Review Maintenance Inspection & Testing Fire Apparatus				(EVT F1) Review Maintenance Inspection & Testing Fire Apparatus					
	ROOM 201		(EVT F4) Review Fire Apparatus Electrical Systems				(EVT F4) Review Fire Apparatus Electrical Systems					
	ROOM 202		Foam System Maintenance				(EVT F7) Review Foam & CAFS					
	ROOM 203		(EVT F2) Review Fire Apparatus Design & Performance				(EVT F5) Review Aerial Apparatus Operation Maintenance & Troubleshooting					
	ROOM 204		(EVT E3) Review Ambulance HVAC Systems				(EVT FA4) Review Advanced Electrical Systems					
	ROOM 205		(EVT E0) Review Ambulance Inspection & Maintenance				(EVT E1) Review Design & Performance Standards of Ambulances					



EVT | Level I

Designed for individuals such as the Operator, Engineer and Equipment Officers that want to learn basic operation and maintenance at an introductory level.



EVT | Level II


Designed for Maintenance Technicians and people at the service repair level. Some classes are hands-on.




Master EVT | Level III

Designed for Heavy Repair Technicians who are interested in receiving hands-on, in-depth, technical training.

WEDNESDAY				THURSDAY				FRIDAY
Sept. 24				Sept. 25				Sept. 26
8:00 - 9:50 AM	10:00 - 11:50 AM	1:00 - 2:50 PM	3:00 - 5:00 PM	8:00 - 9:50 AM	10:00 - 11:50 AM	1:00 - 2:50 PM	3:00 - 5:00 PM	8:30 AM - 12:30 PM NO BREAKS
Ambulance Tricks of the Trade - Electrical, HVAC & Other Maintenance Issues		Ambulance Tricks of the Trade - Electrical, HVAC & Other Maintenance Issues		Ambulance Tricks of the Trade - Electrical, HVAC & Other Maintenance Issues		Ambulance Tricks of the Trade - Electrical, HVAC & Other Maintenance Issues		
Allison Transmission Maintenance					Drive Train Diagnostics	Drive Train Diagnostics		
Reyco Fire Suspension Systems Maintenance	Steering System Maintenance	Reyco Ambulance Suspension Systems Maintenance	Steering System Maintenance	Reyco Fire Suspension Systems Maintenance	Steering System Maintenance	Reyco Ambulance Suspension Systems Maintenance	Steering System Maintenance	EVT Testing Site ID# MILAN
Cummins Engine Maintenance	Engine Cooling Systems	Cummins Electronic Troubleshooting		Cummins Engine Maintenance	Engine Cooling Systems	Cummins Electronic Troubleshooting		
		Hendrickson Steertek Maintenance & Troubleshooting		Hendrickson Steertek Maintenance & Troubleshooting				
		Q Siren Maintenance & Repair	Q Siren Maintenance & Repair	Q Siren Maintenance & Repair	Q Siren Maintenance & Repair	Q Siren Maintenance & Repair	Q Siren Maintenance & Repair	
		LiquidSpring Suspension Troubleshooting	LiquidSpring Suspension Troubleshooting	LiquidSpring Suspension Troubleshooting	LiquidSpring Suspension Troubleshooting	LiquidSpring Suspension Troubleshooting	LiquidSpring Suspension Troubleshooting	
Watrous Pump Rebuild								
Tires: Everything You Thought You Knew, But Didn't				Tires: Everything You Thought You Knew, But Didn't				
HVAC Fundamentals	HVAC Fundamentals	Managing the Fire-Rescue Fleet		Managing the Fire-Rescue Fleet		HVAC Fundamentals	HVAC Fundamentals	
Electrical Fundamentals for Techs				Fire Truck Electrical Repair Workshop				
Shore Power Systems	Shore Power Systems	Seat Maintenance & Repair	Seat Maintenance & Repair	Seat Maintenance & Repair	Seat Maintenance & Repair	Shore Power Systems	Shore Power Systems	
Heavy Truck Foundation Braking Systems & Wheel End Maintenance		Air Brake Systems for EVTs		Heavy Truck Foundation Braking Systems & Wheel End Maintenance		Air Brake Systems for EVTs		
Akron Valves & Nozzles Rebuild		Class 1 Pressure Governors		Class 1 Pressure Governors		Akron Valves & Nozzles Rebuild		
Will-Burt Light Troubleshooting	Will-Burt Light Troubleshooting	Belts, Hoses & Cooling Systems	Belts, Hoses & Cooling Systems	Will-Burt Light Troubleshooting	Will-Burt Light Troubleshooting	Belts, Hoses & Cooling Systems	Belts, Hoses & Cooling Systems	
Emergency Vehicle Supplemental Restraint Systems	Emergency Vehicle Supplemental Restraint Systems	Kussmaul Battery Chargers Troubleshooting	Zero RPM Idle Mitigation Troubleshooting	Class 1 Pressure Governors		Akron Valves & Nozzles Rebuild		
V-MUX Multiplex Systems Troubleshooting		V-MUX Multiplex Systems Troubleshooting		V-MUX Multiplex Systems Troubleshooting		V-MUX Multiplex Systems Troubleshooting		
Aerial Apparatus Maintenance				Aerial Apparatus Maintenance				
		SAM Integrated Total Flow Control System				Smart Power Systems: Hands-On Training	Smart Power Systems: Hands-On Training	
EVT F3 & Fire Pump Operation and Testing								
(EVT F1) Review Maintenance Inspection & Testing Fire Apparatus				(EVT F1) Review Maintenance Inspection & Testing Fire Apparatus				
(EVT F6) Review Allison Transmissions								
Foam System Maintenance				(EVT F7) Review Foam & CAFS				
(EVT F2) Review Fire Apparatus Design & Performance				(EVT F5) Review Aerial Apparatus Operation Maintenance & Troubleshooting				
(EVT F8) Review Hydraulic Systems				(EVT F8) Review Hydraulic Systems				
(EVT E2) Review Ambulance Electrical Systems				(EVT E4) Review Ambulance Cab, Chassis & Power Train				

 **Component Classes**
Supplier led and designed to focus on and troubleshoot specific apparatus components.

 **Test Objective Review**
Prepare for your EVT test with these review classes.

*** EVT Testing**
Download form at evtcc.org.

Have you ever registered for an EVT Certification exam before? Yes ☐ No ☐

XXX- XX - Last 4 of Soc Security #

- - Phone

- - Work Phone

Last Name First Name MI

Mailing Address

City State Zip or Postal Code

Email address: Confirmation will be emailed within 3 business days

Date of Birth

Employer Name: Education: yrs

DATE OF EXAM: 21-Day Advance Registration Required

TEST SITE # **CITY** **ST**
go to www.evtcc.org for list of sites and dates

Blacken the square for exam—a maximum of 2 regular exams or 6 recertification exams or a combo of 1 reg & 3 recerts may be taken.

*Note: Re-certification exams are for technicians whose certification is expiring. Recerts can be taken for up to two years after a certification expires.

Register ONLINE at www.evtcc.org to receive a 10% discount!

	Regular	Recertification*	
	\$75.00	\$50.00	Fire Apparatus Exams
F1	<input type="checkbox"/>	<input type="checkbox"/>	F-1 Maintenance, Inspection, & Testing
F2	<input type="checkbox"/>	<input type="checkbox"/>	F-2 Design & Performance
F3	<input type="checkbox"/>	<input type="checkbox"/>	F-3 Fire Pumps & Accessories
F4	<input type="checkbox"/>	<input type="checkbox"/>	F-4 Electrical Systems
FA4	<input type="checkbox"/>	<input type="checkbox"/>	FA-4 Advanced Electrical Systems (to certify in FA-4 you must certify in F4 or E2)
F5	<input type="checkbox"/>	<input type="checkbox"/>	F-5 Aerial Fire Apparatus
F6	<input type="checkbox"/>	<input type="checkbox"/>	F-6 Allison Automatic Transmission
F7	<input type="checkbox"/>	<input type="checkbox"/>	F-7 Foam Systems
F8	<input type="checkbox"/>	<input type="checkbox"/>	F-8 Hydraulic Systems
GL	<input type="checkbox"/>	<input type="checkbox"/>	GL Ground Ladder Testing
DO1	<input type="checkbox"/>	<input type="checkbox"/>	DO1 Driver Operator Inspection
			Ambulance Exams
E0	<input type="checkbox"/>	<input type="checkbox"/>	E-0 Maintenance, Inspection & Testing
E1	<input type="checkbox"/>	<input type="checkbox"/>	E-1 Design & Performance
E2	<input type="checkbox"/>	<input type="checkbox"/>	E-2 Electrical Systems
E3	<input type="checkbox"/>	<input type="checkbox"/>	E-3 HVAC
E4	<input type="checkbox"/>	<input type="checkbox"/>	E-4 Cab, Chassis & Power Train
			Airport Rescue & Firefighting Vehicle Exams
A1	<input type="checkbox"/>	<input type="checkbox"/>	A-1 Design & Performance
A2	<input type="checkbox"/>	<input type="checkbox"/>	A-2 Chassis & Components
A3	<input type="checkbox"/>	<input type="checkbox"/>	A-3 Extinguishment Systems
L1	<input type="checkbox"/>	<input type="checkbox"/>	L-1 Law Enforcement Vehicle Installation
M1	<input type="checkbox"/>	<input type="checkbox"/>	M-1 Management Level I Supervisor
M2	<input type="checkbox"/>	<input type="checkbox"/>	M-2 Management Level II Supervisor (to certify in M-2 you must certify in M1)

Fees: # of exams:

Regular exams: X 75.00 = \$

Recertification exams: X \$50.00 = \$

Total Amount Due = \$

Payment by ☐ check ☐ credit card

Credit Card #

Expiration Date CVV

Cardholder Name

Cardholder address and postal code (if different from applicant)

Cardholder email

Signature of cardholder: _____

You will receive a Confirmation Letter and Reference/Objective list within three business days by email.
You must have the confirmation letter to be admitted to the exam, along with PICTURE ID.

EVT Certification reserves the right to affirm to interested parties the areas in which a technician is EVT Certified.

Have you ever registered for an EVT Certification exam before? Yes ☐ No ☐

 XXX- XX -
 Last 4 of Soc Security #

 - -
 Phone

 - -
 Work Phone

Last Name

First Name

MI

Mailing Address

City

State

Zip or Postal Code

Email address: Confirmation will be emailed within 3 business days

Date of Birth

Employer Name:

 Education: yrs

DATE OF EXAM: 21-Day Advance Registration Required

TEST SITE # **CITY** **ST**
 go to www.evtcc.org for list of sites and dates

Blacken the square for exam—a maximum of 2 regular exams or 6 recertification exams or a combo of 1 reg & 3 recerts may be taken.

*Note: Recertification exams are for technicians whose certification is expiring. Recerts can be taken for up to two years after a certification expires.

Regular Recertification*

Register ONLINE at www.evtcc.org to receive a 10% discount!

	\$75.00	\$50.00	Fire Apparatus Exams
F1	<input type="checkbox"/>	<input type="checkbox"/>	F-1 Maintenance, Inspection, & Testing
F2	<input type="checkbox"/>	<input type="checkbox"/>	F-2 Design & Performance
F3	<input type="checkbox"/>	<input type="checkbox"/>	F-3 Fire Pumps & Accessories
F4	<input type="checkbox"/>	<input type="checkbox"/>	F-4 Electrical Systems
FA4	<input type="checkbox"/>	<input type="checkbox"/>	FA-4 Advanced Electrical Systems (to certify in FA-4 you must certify in F4 or E2)
F5	<input type="checkbox"/>	<input type="checkbox"/>	F-5 Aerial Fire Apparatus
F6	<input type="checkbox"/>	<input type="checkbox"/>	F-6 Allison Automatic Transmission
F7	<input type="checkbox"/>	<input type="checkbox"/>	F-7 Foam Systems
F8	<input type="checkbox"/>	<input type="checkbox"/>	F-8 Hydraulic Systems
GL	<input type="checkbox"/>	<input type="checkbox"/>	GL Ground Ladder Testing
DO1	<input type="checkbox"/>	<input type="checkbox"/>	DO1 Driver Operator Inspection
Ambulance Exams			
E0	<input type="checkbox"/>	<input type="checkbox"/>	E-0 Maintenance, Inspection & Testing
E1	<input type="checkbox"/>	<input type="checkbox"/>	E-1 Design & Performance
E2	<input type="checkbox"/>	<input type="checkbox"/>	E-2 Electrical Systems
E3	<input type="checkbox"/>	<input type="checkbox"/>	E-3 HVAC
E4	<input type="checkbox"/>	<input type="checkbox"/>	E-4 Cab, Chassis & Power Train
Airport Rescue & Firefighting Vehicle Exams			
A1	<input type="checkbox"/>	<input type="checkbox"/>	A-1 Design & Performance
A2	<input type="checkbox"/>	<input type="checkbox"/>	A-2 Chassis & Components
A3	<input type="checkbox"/>	<input type="checkbox"/>	A-3 Extinguishment Systems
L1	<input type="checkbox"/>	<input type="checkbox"/>	L-1 Law Enforcement Vehicle Installation
M1	<input type="checkbox"/>	<input type="checkbox"/>	M-1 Management Level I Supervisor
M2	<input type="checkbox"/>	<input type="checkbox"/>	M-2 Management Level II Supervisor (to certify in M-2 you must certify in M1)

 Fees: # of exams:

 Regular exams: X 75.00 = \$

 Recertification exams: X \$50.00 = \$

 Total Amount Due = \$

 Payment by ☐ check ☐ credit card

 Credit Card #

 Expiration Date CVV

 Cardholder Name

Cardholder address and postal code (if different from applicant)

 Cardholder email

Signature of cardholder: _____

You will receive a Confirmation Letter and Reference/Objective list within three business days by email.

You must have the confirmation letter to be admitted to the exam, along with PICTURE ID.

EVT Certification reserves the right to affirm to interested parties the areas in which a technician is EVT Certified.

THE BEST TECHS NEVER STOP TRAINING



FIRE TRUCK TRAINING CONFERENCE

FTTC@revfiregroup.com
firetrucktraining.com

Phone: 517.588.4700 | Fax: 517.588.4724
Aftermarket Product Support: 800.867.6478

**SCAN THE
CODE TO REGISTER!**

